

Abu Garcia
FOR LIFE™

2011



REEL FEATURES

X-CRAFTIC™ ALLOY Provides greater corrosion resistance when compared to regular aluminum alloys.



CARBON MATRIX™ DRAG The Carbon Matrix drag provides smooth, consistent drag pressure throughout the entire drag setting. Higher drag settings are achievable when compared to most drag materials.



POWER DISK DRAG This proven system gives anglers smooth reliable drag performance throughout the drag range.



NANOSHEILD™ NanoShield creates a protective exoskeleton which is up to 300% stronger than graphite. It also reduces the weight by up to 50% when compared to similar aluminum components.



INFINI BRAKE DESIGN Combines the Linear Magnetic brake and sealed centrifugal brake, which allows an almost limitless adjustment to suit any fishing situation. The centrifugal brake will control the first half of the cast, when the spool is rotating at its maximum speed. Once the spool slows, the magnetic brake then acts on the spool to keep it under control during the last half of the cast.



PITCH CENTRIFUGAL BRAKE Utilizes, 6 brake blocks (3 spring loaded and 3 non spring loaded). The spring loaded brake blocks act only when the spool is under high revolution (1st part of the cast) and will then disengage to give maximum distance. The non spring loaded brake blocks act on the entire cast to give maximum control throughout the cast.



LINEAR MAGNETIC™ BRAKE The unique design of the Linear Magnetic Brake allows the brake to be completely turned off and applies consistent braking pressure to the spool throughout the entire braking range, giving smooth, controlled casts.



MAGTRAX™ BRAKE SYSTEM A turn of the dial adjusts the magnetic braking for controlled casts.



REEL FEATURES

INFINI II™ SPOOL DESIGN Reduces the weight of the spool design to allow greater casting distance to be achieved.



DURAGEAR™ BRASS GEARS Utilizes a hardened brass which provides a stronger, more durable gear system.



HPCR® BEARINGS High Performance Corrosion Resistant (HPCR) bearings provide greater corrosion protection and performance when compared to standard stainless steel bearings.



EVERSLIK™ COATED PINION SHAFT AND PAWL A diamond like coating that increases the surface hardness of a material, while reducing friction. When used on the gear system, it significantly reduces wear, which in turn improves the gear life.



ROD FEATURES

NANO TECHNOLOGY Increases the compression strength of the rod by manipulating graphite at the atomic level which allows the rod to stand up to the nicks and dings that cause other rods to snap under pressure.



TONNAGE RATING Tonnage ratings indicate the modulus of graphite in the rod blank. Rods designated with higher tonnage ratings are constructed with a lighter blank and provide increased sensitivity.



EHS The Extending Handle System allows you to adjust the handle to a desired length in order to create the perfect balance with any reel. This also allows for the ultimate in fine tuning when fishing with heavy or light weight lures.




TABLE OF CONTENTS

FEATURES	1
REVO SPINNING REEL	2-3
LOW PROFILE REELS	4-11
ROUND REELS	12-17
SPINNING REELS	18-20
SPINCAST REELS	21
RODS	22 - 25
COMBOS	26-29

NEW

REVO PREMIER

You've never seen a reel like this before. A spinning reel with the lightweight properties of graphite but with the strength of an all metal body just doesn't come along everyday. The Revo Premier spinning reel provides the best of both worlds in a one-of-a-kind package.

Our revolutionary new NanoShield™ technology creates parts up to 300% stronger than the same graphite parts and up to 50% lighter than the weight of aluminum. Now you can fish harder all day and never get worn down.

THE ONLY SPINNING REEL THAT DESERVES TO BE CALLED REVO

- 11 HPCR Bearings (with Instant Anti-Reverse)
- Nano Shielded Body and Spool
- Sealed Carbon Matrix™ Drag
- One Piece Aluminum Gear Box
- Everlast™ Bail System
- Slow Oscillation
- Stainless Steel Mainshaft and Hardware

nanoshield
UP TO 300% STRONGER THAN GRAPHITE UP TO 50% LIGHTER THAN ALUMINUM

NanoShield creates a protective exoskeleton which is up to 300% stronger than graphite. It also reduces the weight by up to 50% when compared to similar aluminum components.



NanoShield Spool



Provides a lightweight, corrosion resistant spool that is up to 50% lighter than a comparable aluminum spool.

NanoShield Stem



Enables the stem to be up to 300% stronger than a comparable graphite stem, without the added weight of aluminum.

One Piece Aluminum Gearbox



Allows the design of the reel to be much more compact, and helps to reduce the overall weight.

*PERFECT MATCH TO THE NEW 2011 VERDICT ROD



MODEL #	SAP #	MONO CAPACITY	FIRELINE® CAPACITY	MAX DRAG	GEAR RATIO	INCHES PER TURN	WEIGHT	BEARINGS	HAND RETRIEVE
NEW! PRM20	1205561 Box	8 lb/130 yd	8 lb/190 yd	12 lb	5.1:1	27	7.9 oz	11	Left/Right
NEW! PRM30	1205560 Box	10 lb/140 yd	10 lb/180 yd	12 lb	5.8:1	33	8.1 oz	11	Left/Right

NEW

REVO PREMIER

THE WORLD'S LIGHTEST ALUMINUM LOW PROFILE

- 9 Stainless Steel HPCR® Ball Bearings
- Corrosion Resistant Instant Anti-Reverse Bearing
- X-Cräfte™ Alloy Frame and Side Plate for Corrosion Resistance
- Carbon Matrix™ Drag System for Ultra Smooth Drag
- Aircraft Grade Aluminum Spool
- Infini Brake Design for Precise Cast Control
- Infini II™ Spool Design for Extended Castability and Extreme Loads
- Compact Bent-handle and Star
- Flat EVA Knobs
- Max Drag is 20 Lb. for Non High Speed Models
- Right or Left Hand Models Available
- New High Speed Model Available



LOW PROFILE REELS

Revo



*PERFECT MATCH TO THE NEW 2011 VERDICT ROD

MODEL #	SAP #	MONO CAPACITY	BRAID CAPACITY	MAX DRAG	GEAR RATIO	INCHES PER TURN	WEIGHT	BEARINGS	HAND RETRIEVE
REVO PRM	1156678 Box	12 lb/145 yd	30 lb/130 yd	20 lb	6.4:1	27.5	6.7 oz	10	Right
REVO PRM-L	1156679 Box	12 lb/145 yd	30 lb/130 yd	20 lb	6.4:1	27.5	6.7 oz	10	Left
NEW! REVO PRM-HS	1201714 Box	12 lb/145 yd	30 lb/130 yd	18 lb	7.1:1	31.0	6.7 oz	10	Right

REVO STX

UNMATCHED CASTING CONTROL AND PRECISION

- 10 Stainless Steel Ball Bearings
- Corrosion Resistant Instant Anti-Reverse Bearing
- X-Cräfte™ Alloy Frame and Side Plate for Corrosion Resistance
- Carbon Matrix™ Drag System for Ultra Smooth Drag
- Infini Brake Design for Precise Cast Control
- Infini II™ Spool Design for Extended Castability and Extreme Loads
- Duragear™ Brass Gears for Long Life
- Compact Bent Handle and Star
- Max Drag is 24 Lb. for Non High Speed Models
- TiN Wormshaft
- Everslik™ Coated Pinion Shaft and Pawl
- Right or Left Hand Models Available
- High Speed Models Available



LOW PROFILE REELS

Revo



MODEL #	SAP #	MONO CAPACITY	BRAID CAPACITY	MAX DRAG	GEAR RATIO	INCHES PER TURN	WEIGHT	BEARINGS	HAND RETRIEVE
REVO STX	1156674 Box	12 lb/145 yd	30 lb/130 yd	24 lb	6.4:1	27.5	8.9 oz	11	Right
REVO STX-L	1156675 Box	12 lb/145 yd	30 lb/130 yd	24 lb	6.4:1	27.5	8.9 oz	11	Left
REVO STX-HS	1156676 Box	12 lb/145 yd	30 lb/130 yd	18 lb	7.1:1	31.0	8.9 oz	11	Right
REVO STX-HS-L	1156677 Box	12 lb/145 yd	30 lb/130 yd	18 lb	7.1:1	31.0	8.9 oz	11	Left

REVO SX

ABU GARCIA'S® SWEDISH ENGINEERING WITH A COMPLETELY DIFFERENT FEEL

- 10 Ball Bearings
- Corrosion Resistant Instant Anti-Reverse Bearing
- X-Cräftic™ Alloy Frame and Side Plate for Corrosion Resistance
- Carbon Matrix™ Drag System for Ultra Smooth Drag
- Linear Magnetic Brake™ System
- Duragear™ Brass Gears for Long Life
- Compact Bent Handle and Star
- Precision Machined Duragear™ Brass Gears
- Right or Left Hand Models Available
- High Speed Models Available



REVO S

LOW-PROFILE HIGH PERFORMANCE

- 8 Ball Bearings
- Corrosion Resistant Instant Anti-Reverse Bearing
- X-Cräftic™ Alloy Frame and Side Plate for Corrosion Resistance
- Carbon Matrix™ Drag System for Ultra Smooth Drag
- Pitch Centrifugal Brake for Greater Cast Control
- Precision Machined Duragear™ Brass Gears
- Oversized Main Gear
- Right or Left Hand Models Available



*PERFECT MATCH TO THE VENDETTA ROD

MODEL #	SAP #	MONO CAPACITY	BRAID CAPACITY	MAX DRAG	GEAR RATIO	INCHES PER TURN	WEIGHT	BEARINGS	HAND RETRIEVE
REVO SX	1201889 Box	12 lb/145 yd	30 lb/130 yd	24 lb	6.4:1	27.5	8.9 oz	11	Right
REVO SX-L	1201890 Box	12 lb/145 yd	30 lb/130 yd	24 lb	6.4:1	27.5	8.9 oz	11	Left
REVO SX-HS	1201891 Box	12 lb/145 yd	30 lb/130 yd	18 lb	7.1:1	31.0	8.9 oz	11	Right
REVO SX-HS-L	1201892 Box	12 lb/145 yd	30 lb/130 yd	18 lb	7.1:1	31.0	8.9 oz	11	Left

MODEL #	SAP #	MONO CAPACITY	BRAID CAPACITY	MAX DRAG	GEAR RATIO	INCHES PER TURN	WEIGHT	BEARINGS	HAND RETRIEVE
REVO S	1201887 Box	12lb/145 yd	30 lb/130 yd	24 lb	6.4:1	27.5	8.7 oz	9	Right
REVO S-L	1201888 Box	12lb/145 yd	30 lb/130 yd	24 lb	6.4:1	27.5	8.7 oz	9	Left

LOW PROFILE REELS

Revo

LOW PROFILE REELS

Revo

REVO INSHORE

THE TOUGHEST SALTWATER LOW PROFILE

- 6 Stainless Steel HPCR® Ball Bearings
- Corrosion Resistant Instant Anti-Reverse Bearing
- One-Piece X-Craftic™ Alloy Frame and Side Plate for Corrosion Resistance
- Carbon Matrix™ Drag System for Ultra Smooth Drag
- Pitch Centrifugal Brake for Greater Cast Control
- Infini II™ Spool Design for Extended Castability and Extreme Loads
- Duragear™ Brass Gears for Long Life
- Stainless Steel Crank Shaft



MODEL #	SAP #	MONO CAPACITY	BRAID CAPACITY	MAX DRAG	GEAR RATIO	INCHES PER TURN	WEIGHT	BEARINGS	HAND RETRIEVE
REVO INS	1201893 Box	12 lb/175 yd	30 lb/160 yd	24 lb	6.4:1	27.5	8.7 oz	7	Right
REVO INS-L	1202474 Box	12 lb/175 yd	30 lb/160 yd	24 lb	6.4:1	27.5	8.7 oz	7	Left

REVO WINCH

SUPERIOR CRANKING POWER FOR CRANK BAITS OR FLIPPING JIGS AND PLASTICS IN HEAVY COVER

- 10 Stainless Steel HPCR® Ball Bearings
- Corrosion Resistant Instant Anti-Reverse Bearing
- X-Craftic™ Alloy Frame and Side Plate for Corrosion Resistance
- Carbon Matrix™ Drag System for Ultra Smooth Drag
- Pitch Centrifugal Brake for Greater Cast Control
- Duragear™ Brass Gears for Long Life



MODEL #	SAP #	MONO CAPACITY	BRAID CAPACITY	MAX DRAG	GEAR RATIO	INCHES PER TURN	WEIGHT	BEARINGS	HAND RETRIEVE
REVO WNCH	1201902 Box	12 lb/175 yd	30 lb/160 yd	24 lb	5.4:1	20.6	8.5 oz	11	Right
REVO WNCH-L	1201903 Box	12 lb/175 yd	30 lb/160 yd	24 lb	5.4:1	20.6	8.5 oz	11	Left

REVO TORO WINCH

SUPERIOR CRANKING POWER IN A LARGE CAPACITY REVO REEL

- 6 Stainless Steel HPCR® Bearings
- Corrosion Resistant Instant Anti-Reverse Bearing
- X-Craftic™ Alloy Frame and Side Plate for Corrosion Resistance
- Carbon Matrix™ Drag System for Ultra Smooth Drag
- Pitch Centrifugal Brake for Greater Cast Control
- Infini II™ Spool Design for Extended Castability and Extreme Loads
- Duragear™ Brass Gears for Long Life
- Equipped with Bait Clicker
- Freshwater and Saltwater Ready
- Synchronized TiN Coated Levelwind System for Even Line Lay
- 4.6:1 Gear Ratio for Increased Cranking Power
- Lube Port
- Dual Anti-Reverse
- Includes Power Handle and Extended Throw Paddle Handle



MODEL #	SAP #	MONO CAPACITY	BRAID CAPACITY	MAX DRAG	GEAR RATIO	INCHES PER TURN	WEIGHT	BEARINGS	HAND RETRIEVE
RVO TR WNCH 50	1156774 Box	14 lb/200 yd	30 lb/250 yd	22 lb	4.6:1	22	10.3 oz	7	Right
RVO TR WNCH 51	1156775 Box	14 lb/200 yd	30 lb/250 yd	22 lb	4.6:1	22	10.3 oz	7	Left
RVO TR WNCH 60	1156776 Box	14 lb/250 yd	30 lb/330 yd	22 lb	4.6:1	22	10.8 oz	7	Right
RVO TR WNCH 61	1156777 Box	14 lb/250 yd	30 lb/330 yd	22 lb	4.6:1	22	10.8 oz	7	Left

REVO TORO

THE SLEEK COMFORTABLE DESIGN OF THE REVO IN A LARGE CAPACITY REEL

- 6 Stainless Steel HPCR® Bearings
- Corrosion Resistant Instant Anti-Reverse Bearing
- X-Craftic™ Alloy Frame and Side Plate for Corrosion Resistance
- Carbon Matrix™ Drag System for Ultra Smooth Drag
- Pitch Centrifugal Brake for Greater Cast Control
- Infini II™ Spool Design for Extended Castability and Extreme Loads
- Duragear™ Brass Gears for Long Life
- Equipped with Bait Clicker
- Freshwater and Saltwater Ready
- Synchronized TiN coated Levelwind System for Even Line Lay
- Lube Port
- Dual Anti-Reverse
- Includes Power Handle and Extended Throw Paddle Handle



MODEL #	SAP #	MONO CAPACITY	BRAID CAPACITY	MAX DRAG	GEAR RATIO	INCHES PER TURN	WEIGHT	BEARINGS	HAND RETRIEVE
REVO TORO 50	1201894 Box	14 lb/200 yd	30 lb/250 yd	22 lb	5.4:1	26.0	10.3 oz	7	Right
REVO TORO 50-HS	1201895 Box	14 lb/200 yd	30 lb/250 yd	22 lb	6.4:1	30.9	10.3 oz	7	Right
REVO TORO 60	1201898 Box	14 lb/250 yd	30 lb/330 yd	22 lb	5.4:1	26.0	10.8 oz	7	Right
REVO TORO 60-HS	1201899 Box	14 lb/250 yd	30 lb/330 yd	22 lb	6.4:1	30.9	10.8 oz	7	Right

LOW PROFILE REELS



LOW PROFILE REELS



NEW
ORRA INSHORE

Designed and engineered for the inshore angler; the evolution of performance, reliability and value continues with the Orra Inshore. Casting on a bulls-eye is a breeze thanks to the pitch centrifugal brake and one piece aluminum spool for great cast control. The corrosion resistant X-Craftic alloy frame and HPCR® bearings ensures the Orra Inshore is built For Life™.

BUILT TO STAND UP TO THE TOUGHEST SALTWATER CONDITIONS

- 6 Stainless Steel HPCR® Ball Bearing
- Corrosion Resistant Instant Anti-Reverse Bearing
- X-Craftic™ Alloy Frame
- Carbon Matrix™ Hybrid Drag System
- Duragear™ Brass Gears
- Pitch Centrifugal Brake
- One Piece Aluminum Spool



MODEL #	SAP #	MONO CAPACITY	BRAID CAPACITY	MAX DRAG	GEAR RATIO	INCHES PER TURN	WEIGHT	BEARINGS	HAND RETRIEVE
NEW! ORRA INS	1200763 Box	12 lb/175 yd	30 lb/160 yd	15 lb	6.4:1	27.5	8.8 oz	7	Right

NEW
ORRA SX

THE PERFECT COMBINATION OF PERFORMANCE AND RELIABILITY

- 7 Ball Bearings
- Corrosion Resistant Instant Anti-Reverse Bearing
- Light Weight Aluminum Frame
- Power Disk Drag System
- One-Piece Aluminum Spool
- Pitch Centrifugal Brake for Greater Cast Control
- Duragear™ Brass Gears for Long Life
- Oversized Main Gear

*PERFECT MATCH TO THE VENGEANCE ROD



MODEL #	SAP #	MONO CAPACITY	BRAID CAPACITY	MAX DRAG	GEAR RATIO	INCHES PER TURN	WEIGHT	BEARINGS	HAND RETRIEVE
ORRA SX	1156783 Box	12 lb/145 yd	30 lb/130 yd	15 lb	6.4:1	27.5	8.7 oz	8	Right
NEW! ORRA SX-L	1201710 Box	12 lb/145 yd	30 lb/130 yd	15 lb	6.4:1	27.5	8.7 oz	8	Left
NEW! ORRA SX-HS	1201712 Box	12 lb/145 yd	30 lb/130 yd	15 lb	7.1:1	31.0	8.7 oz	8	Right

PRO MAX

MAXIMUM PERFORMANCE, PROFESSIONAL RESULTS

- 7 Ball Bearings
- Corrosion Resistant Instant Anti-Reverse Bearing
- Graphite Frame and Sideplates
- Power Disk Drag System
- Duragear™ Brass Gears
- MagTrax™ Brake System
- Flipping Switch



MODEL #	SAP #	MONO CAPACITY	BRAID CAPACITY	MAX DRAG	GEAR RATIO	INCHES PER TURN	WEIGHT	BEARINGS	HAND RETRIEVE
PMAX	1129928 Box	12 lb/160 yd	30 lb/135 yd	15 lb	6.2:1	28.3	7.9 oz	8	Right

SILVER MAX

PERFORMANCE AND TOUGHNESS IN A LOW PROFILE REEL

- 5 Ball Bearings
- Corrosion Resistant Instant Anti-Reverse Bearing
- Graphite Frame and Sideplates
- Power Disk Drag System
- Duragear™ Brass Gears
- MagTrax™ Brake System
- Flipping Switch



MODEL #	SAP #	MONO CAPACITY	BRAID CAPACITY	MAX DRAG	GEAR RATIO	INCHES PER TURN	WEIGHT	BEARINGS	HAND RETRIEVE
SMAX	1129927 Box / 1130166 Clam	12 lb/160 yd	30 lb/135 yd	15 lb	6.2:1	28.3	7.9 oz	6	Right
SMAX-L	1137029 Box	12 lb/160 yd	30 lb/135 yd	15 lb	6.2:1	28.3	7.9 oz	6	Left

BLACK MAX

MAXIMUM PERFORMANCE AND VALUE

- 4 Ball Bearings
- Corrosion Resistant Instant Anti-Reverse Bearing
- Graphite Frame and Sideplates
- Power Disk Drag System
- Duragear™ Brass Gears
- MagTrax™ Brake System
- Flipping Switch



MODEL #	SAP #	MONO CAPACITY	BRAID CAPACITY	MAX DRAG	GEAR RATIO	INCHES PER TURN	WEIGHT	BEARINGS	HAND RETRIEVE
BMAX	1129926 Box / 1130165 Clam	12 lb/160 yd	30 lb/135 yd	15 lb	6.2:1	28.3	7.9 oz	5	Right
BMAX-L	1137028 Box / 1137026 Clam	12 lb/160 yd	30 lb/135 yd	15 lb	6.2:1	28.3	7.9 oz	5	Left

LOW PROFILE REELS

Orca™

MAX™
LOW PROFILE REELS

NEW

ALPHAMAR

It takes a reel that is tougher, stronger and with the durability to stand up to offshore conditions. The Alphamar is a true offshore reel that offers the performance and durability needed when fishing bluewater.

A one piece X-Craftic alloy frame provides corrosion resistance while the Carbon Matrix drag system sets the standard for huge drag ranges. You can count on the Alphamar to never let you down on that fish of a lifetime.

PERFORMANCE AND DURABILITY FOR BLUE WATER FISHING

- 3 Stainless Steel HPCR® Ball Bearings
- Carbon Matrix™ Drag System
- Duragear™ Brass Gears
- Anti-Distortion Spool Design
- Dual Anti-Reverse
- Synchronized Levelwind System
- X-Craftic™ Alloy Frame



MODEL #	SAP #	MONO CAPACITY	BRAID CAPACITY	MAX DRAG	GEAR RATIO	INCHES PER TURN	WEIGHT	BEARINGS	HAND RETRIEVE
NEW! ALPHMR12	1156784 Box	17 lb/290 yd	30 lb/490 yd	27 lb	4.3:1	26.6	17.7 oz	4	Right
NEW! ALPHMR16	1156785 Box	17 lb/335 yd	30 lb/570 yd	27 lb	4.3:1	26.6	18.0 oz	4	Right
NEW! ALPHMR20	1156786 Box	17 lb/430 yd	30 lb/730 yd	27 lb	4.3:1	26.6	18.6 oz	4	Right

BIG GAME

AMBASSADEUR® – MORE STRENGTH AND FEATURES THAN EVER BEFORE

- 2 Shielded Stainless Steel Ball Bearings
- Corrosion Resistant Instant Anti-Reverse Bearing
- Carbon Matrix™ Drag System
- Precision Brass Gears
- Synchronized Levelwind System
- Dual Anti-Reverse
- Line-Out Alarm



MODEL #	SAP #	MONO CAPACITY	BRAID CAPACITY	MAX DRAG	GEAR RATIO	INCHES PER TURN	WEIGHT	BEARINGS	HAND RETRIEVE
7000iHSN	1119579 Box	17 lb/210 yd	30 lb/420 yd	17 lb	5.3:1	28	20.0 oz	3	Right
9000i	1121281 Box	20 lb/340 yd	30 lb/790 yd	20 lb	4.2:1	27	25.0 oz	3	Right
10000i	1121282 Box	20 lb/430 yd	30 lb/1000 yd	20 lb	4.2:1	27	26.2 oz	3	Right

CS PRO ROCKET

AN INTERNATIONAL BEST SELLER

- 2 Shielded Stainless Steel Ball Bearings
- Corrosion Resistant Instant Anti-Reverse Bearing
- Carbon Matrix™ Drag System
- Synchronized Levelwind System
- Dual Anti-Reverse
- Line-Out Alarm



MODEL #	SAP #	MONO CAPACITY	BRAID CAPACITY	MAX DRAG	GEAR RATIO	INCHES PER TURN	WEIGHT	BEARINGS	HAND RETRIEVE
7000iCS	1119548 Box	17 lb/325 yd	30 lb/630 yd	17 lb	4.1:1	22	21 oz	3	Right

ambassador.
ROUND REELS

ambassador.
ROUND REELS

7000i C3

THE ULTIMATE IN BIG WATER POWER

- Smooth Casting Action of Two Stainless Steel Ball Bearings
- Carbon Matrix™ Drag System
- Chemical Nickel Coated Levelwind System
- Dual Anti-Reverse
- Line-Out Alarm



MODEL #	SAP #	MONO CAPACITY	BRAID CAPACITY	MAX DRAG	GEAR RATIO	INCHES PER TURN	WEIGHT	BEARINGS	HAND RETRIEVE
7000iC3	1119547 Box	17 lb/325 yd	30 lb/630 yd	17 lb	4.1:1	22	21 oz	3	Right

7000i C3 CT MAG HS

THE ULTIMATE BIG WATER CASTING REEL

- 2 HPCR® Bearings for Long Life
- Corrosion Resistant Instant Anti-Reverse Bearing
- Carbon Matrix™ Drag System for Ultra Smooth Drag
- Open Top CT Frame for Easy Line Access
- Easy Access Magnetic Cast Control
- Dual Anti-Reverse
- Line-Out Alarm



MODEL #	SAP #	MONO CAPACITY	BRAID CAPACITY	MAX DRAG	GEAR RATIO	INCHES PER TURN	WEIGHT	BEARINGS	HAND RETRIEVE
7000iC3 CT MAG HS	1137735 Box	20 lb/270 yd	30 lb/630 yd	17 lb	5.3:1	28	19.9 oz	3	Right

7000i SYNCRO

ABU GARCIA® DURABILITY IN A TROLLING REEL

- 2 Shielded Stainless Steel Ball Bearings
- Carbon Matrix™ Drag System
- Syncro™ Drag – A Lever Drag Function in the Handle
- Synchronized Levelwind System
- Line-Out Alarm



MODEL #	SAP #	MONO CAPACITY	BRAID CAPACITY	MAX DRAG	GEAR RATIO	INCHES PER TURN	WEIGHT	BEARINGS	HAND RETRIEVE
7000i SYNC	1126899 Box	17 lb/325 yd	30 lb/630 yd	19 lb	4.1:1	22	20.8 oz	2	Right

7000i

AS BIG ON PERFORMANCE AS THEY ARE ON DURABILITY

- Corrosion Resistant Instant Anti-Reverse Bearing
- Six Washer Drag System
- Precision Brass Gears
- Dual Anti-Reverse
- Synchronized Levelwind System
- Line-Out Alarm



MODEL #	SAP #	MONO CAPACITY	BRAID CAPACITY	MAX DRAG	GEAR RATIO	INCHES PER TURN	WEIGHT	BEARINGS	HAND RETRIEVE
7000i	1116240 Box	17 lb/325 yd	30 lb/630 yd	17 lb	4.1:1	22	21 oz	1	Right
7001i	1120006 Box	17 lb/325 yd	30 lb/630 yd	17 lb	4.1:1	22	21 oz	1	Left

7000i LC

PALM-ABLE LINE COUNTER THAT COUNTS IN FEET

- 2 Stainless Steel Ball Bearings
- Corrosion Resistant Instant Anti-Reverse Bearing
- Carbon Matrix™ Drag System
- Power Handle
- Line Counter Counts In Feet
- Line-Out Alarm




MODEL #	SAP #	MONO CAPACITY	BRAID CAPACITY	MAX DRAG	GEAR RATIO	INCHES PER TURN	WEIGHT	BEARINGS	HAND RETRIEVE
5500LC	1120893 Box	12 lb/205 yd	30 lb/630 yd	15 lb	5.3:1	25.5	11.3 oz	3	Right
6500LC	1120894 Box	14 lb/245 yd	30 lb/630 yd	15 lb	5.3:1	25.5	13.1 oz	3	Right

A 20 LINECOUNTER

OUTSTANDING DEPENDABILITY AND VALUE

- 2 Steel Ball Bearings for Durability
- Brass Gear Drive System for Dependability
- Level Wind System
- Stainless Steel Power Handle
- Line-Out Alarm



MODEL #	SAP #	CAPACITY	MAX DRAG	GEAR RATIO	INCHES PER TURN	WEIGHT	BEARINGS	HAND RETRIEVE
A20LC	1124931 Box / 1128989 Clam	14 lb/360 yd	15	4.1:1	22	18 oz	2	Right

ambassador.
ROUND REELS

ambassador.
ROUND REELS

RECORD

AN AMBASSADEUR® REEL DESIGNED TO LAND YOUR NEXT RECORD

- 5 Stainless Steel HPCR® Bearings
- Corrosion Resistant Instant Anti-Reverse Bearing
- Carbon Matrix™ Drag System for Ultra Smooth Drag
- Six Pin Centrifugal Brake
- Vented Spool (excludes HC models)



MODEL #	SAP #	MONO CAPACITY	BRAID CAPACITY	MAX DRAG	GEAR RATIO	INCHES PER TURN	WEIGHT	BEARINGS	HAND RETRIEVE
RCN40	1115467 Box	10 lb/105 yd	30 lb/100 yd	15 lb	6.3:1	30.0	10.9 oz	6	Right
RCN50	1115468 Box	12 lb/135 yd	30 lb/140 yd	15 lb	6.3:1	30.0	11.6 oz	6	Right
RCN51	1119633 Box	12 lb/135 yd	30 lb/140 yd	15 lb	6.3:1	30.0	11.6 oz	6	Left
RCN60	1115469 Box	14 lb/145 yd	30 lb/190 yd	15 lb	5.3:1	25.5	12.9 oz	6	Right
RCN61	1119634 Box	14 lb/145 yd	30 lb/190 yd	15 lb	5.3:1	25.5	12.9 oz	6	Left
RCN60HC	1119635 Box	14 lb/245 yd	30 lb/330 yd	15 lb	5.3:1	25.5	13.4 oz	6	Right
RCN61HC	1119636 Box	14 lb/245 yd	30 lb/330 yd	15 lb	5.3:1	25.5	13.4 oz	6	Left

C4

PERFECT WHEN YOUR FISHING REQUIRES A QUICK RETRIEVE

- 4 Stainless Steel Ball Bearings
- Instant Anti-Reverse Bearing
- Six Pin Centrifugal Brake
- Carbon Matrix™ Drag System for Ultra Smooth Drag
- Chemical Nickel Coated Levelwind System
- Super Smooth High Speed Reel
- Line-Out Alarm




MODEL #	SAP #	MONO CAPACITY	BRAID CAPACITY	MAX DRAG	GEAR RATIO	INCHES PER TURN	WEIGHT	BEARINGS	HAND RETRIEVE
4600C4	1115462 Box	10 lb/170 yd	30 lb/160 yd	15 lb	6.3:1	30	9.6 oz	4	Right
5600C4	1115463 Box	12 lb/205 yd	30 lb/250 yd	15 lb	6.3:1	30	10.6 oz	4	Right
5601C4	1115464 Box	12 lb/205 yd	30 lb/250 yd	15 lb	6.3:1	30	10.6 oz	4	Left
6600C4	1115465 Box	14 lb/245 yd	30 lb/330 yd	15 lb	6.3:1	30	11.3 oz	4	Right
6601C4	1115466 Box	14 lb/245 yd	30 lb/330 yd	15 lb	6.3:1	30	11.3 oz	4	Left

C3

THE BEST-SELLING BAITCAST EVER

- 3 Stainless Steel Ball Bearings
- Carbon Matrix™ Drag System for Ultra Smooth Drag
- Six Pin Centrifugal Brake
- Chemical Nickel Coated Levelwind System
- Line-Out Alarm



MODEL #	SAP #	MONO CAPACITY	BRAID CAPACITY	MAX DRAG	GEAR RATIO	INCHES PER TURN	WEIGHT	BEARINGS	HAND RETRIEVE
4600C3	1115453 Box	10 lb/170 yd	30 lb/160 yd	15 lb	5.3:1	25.5	9.3 oz	3	Right
4601C3	1115454 Box	10 lb/170 yd	30 lb/160 yd	15 lb	5.3:1	25.5	9.3 oz	3	Left
5500C3	1115455 Box	12 lb/205 yd	30 lb/250 yd	15 lb	5.3:1	25.5	9.9 oz	3	Right
5501C3	1115457 Box	12 lb/205 yd	30 lb/250 yd	15 lb	5.3:1	25.5	9.9 oz	3	Left
6500C3	1115458 Box	14 lb/245 yd	30 lb/330 yd	15 lb	5.3:1	25.5	11.3 oz	3	Right
6501C3	1115460 Box	14 lb/245 yd	30 lb/330 yd	15 lb	5.3:1	25.5	11.3 oz	3	Left
7000iC3	1119547 Box	17 lb/325 yd	30 lb/630 yd	17 lb	4.1:1	22.0	21 oz	3	Right

KALEX

SMOOTH PERFORMANCE AND A FAST RETRIEVE

- 4 Stainless Steel Bearings for Smooth Performance
- Corrosion Resistant Instant Anti-Reverse Bearing
- Powerful Multi Disk Drag System
- Six Pin Centrifugal Brake
- ADS Spool Design for Extreme Loads
- Synchronized Levelwind System
- Recessed Reel Foot
- High-speed Gear Ratio
- Ti Coated Line Guide
- Line Out Alarm (60, 61)



MODEL #	SAP #	MONO CAPACITY	BRAID CAPACITY	MAX DRAG	GEAR RATIO	INCHES PER TURN	WEIGHT	BEARINGS	HAND RETRIEVE
50KALEX	1156778 Box	14 lb/180 yd	30 lb/250 yd	12 lb	5.9:1	28	10.8 oz	5	Right
51KALEX	1156779 Box	14 lb/180 yd	30 lb/250 yd	12 lb	5.9:1	28	10.8 oz	5	Left
60KALEX	1156780 Box	14 lb/245 yd	30 lb/330 yd	12 lb	5.9:1	28	11.7 oz	5	Right
61KALEX	1156781 Box	14 lb/245 yd	30 lb/330 yd	12 lb	5.9:1	28	11.7 oz	5	Left

BCX

THE FOUNDATION OF ABU GARCIA PERFORMANCE AND DURABILITY

- 3 Stainless Steel Bearings for Smooth Performance
- Corrosion Resistant Instant Anti-Reverse Bearing
- Powerful Multi Disk Drag System
- Six Pin Centrifugal Brake
- ADS Spool Design for Extreme Loads
- Synchronized Levelwind System
- Recessed Reel Foot
- Soft Touch Thumb Bar and Thumb Rest
- Line Out Alarm (6600, 6601)



MODEL #	SAP #	MONO CAPACITY	BRAID CAPACITY	MAX DRAG	GEAR RATIO	INCHES PER TURN	WEIGHT	BEARINGS	HAND RETRIEVE
5600BCX	1120891 Box / 1122222 Clam	14 lb/180 yd	30 lb/250 yd	12.5 lb	5.3:1	25.5	10.4 oz	4	Right
5601BCX	1138571 Box / 1138566 Clam	14 lb/180 yd	30 lb/250 yd	12.5 lb	5.3:1	25.5	10.4 oz	4	Left
6600BCX	1120892 Box / 1122223 Clam	14 lb/245 yd	30 lb/330 yd	12.5 lb	5.3:1	25.5	11.3 oz	4	Right
6601BCX	1138572 Box	14 lb/245 yd	30 lb/330 yd	12.5 lb	5.3:1	25.5	11.3 oz	4	Left

ROUND REELS

ambassadeur.

ambassadeur.

ROUND REELS

SORÖN™ STX

SMOOTH PERFORMANCE, DURABILITY AND STRENGTH


- 10 Stainless Steel HPCR® Ball Bearings
- Corrosion Resistant Instant Anti-Reverse Bearing
- X-Cräftic™ Alloy, Body, Body Cover, Rotor and Bail Arm for Corrosion Resistance
- Duragear™ Gears for Long Life
- One Piece Stainless Steel Construction Handle Arm (60 and 70 Models)
- SuperLine and Mono Aluminum Spools Included
- Sealed Carbon Matrix™ Drag System for Ultra Smooth Drag



CARDINAL 500 ALBi

A PERFORMANCE-BASED SPINNING REEL DESIGNED FOR DURABILITY AND LONG LIFE

- 9 Bearings
- Corrosion Resistant Instant Anti-Reverse Bearing
- X-Cräftic™ Alloy, Body and Body Cover
- Duragear™ Gears for Long Life
- Smooth and Consistent Multi-Disc Drag System
- Everlast™ Bail System for Durability
- Spare Spool



MODEL #	SAP #	SPARE SPOOL MONO CAPACITY	FIRELINE® CAPACITY	MAX DRAG	GEAR RATIO	INCHES PER TURN	WEIGHT	BEARINGS	HAND RETRIEVE
SORÖN STX10	1139291 Box	6 lb/110 yd	6lb/125 yd	12 lb	5.1:1	24	8.2 oz	11	Left/Right
SORÖN STX20	1139292 Box	8 lb/130 yd	8lb/125 yd	16 lb	5.1:1	27	9.6 oz	11	Left/Right
SORÖN STX40	1139293 Box	10 lb/210 yd	10lb/125 yd	22 lb	5.1:1	29	11.0 oz	11	Left/Right
SORÖN STX60	1139294 Box	12 lb/250 yd	14lb/350 yd	30 lb	4.8:1	30	15.5 oz	11	Left/Right
SORÖN STX70	1139295 Box	17 lb/250 yd	20lb/300 yd	30 lb	4.8:1	36	21.7 oz	11	Left/Right

MODEL #	SAP #	MONO CAPACITY	FIRELINE® CAPACITY	MAX DRAG	GEAR RATIO	INCHES PER TURN	WEIGHT	BEARINGS	HAND RETRIEVE
C501ALBi	1139296 Box	6 lb/110 yd	6 lb/150 yd	7 lb	5.1:1	22.0	7.5 oz	10	Left/Right
C502ALBi	1139297 Box	6 lb/175 yd	8 lb/180 yd	19 lb	5.1:1	25.5	9.5 oz	10	Left/Right
C503ALBi	1139298 Box	8 lb/180 yd	10 lb/180 yd	19 lb	5.1:1	27.0	9.6 oz	10	Left/Right
C504ALBi	1139299 Box	10 lb/210 yd	14 lb/210 yd	14 lb	5.1:1	29.0	10.9 oz	10	Left/Right
C506ALBi	1139300 Box	12 lb/250 yd	20 lb/200 yd	20 lb	4.8:1	30.0	14.7 oz	10	Left/Right

SORÖN™ SX

UNMATCHED STRENGTH AND PERFORMANCE

- 6 Stainless Steel HPCR® Ball Bearings
- Corrosion Resistant Instant Anti-Reverse Bearing
- X-Cräftic™ Alloy, Body and Body Cover for Corrosion Resistance
- Duragear™ Gears for Long Life
- SuperLine and Mono Aluminum Spools Included
- Sealed Carbon Matrix™ Drag System for Ultra Smooth Drag



CARDINAL 400i

ADVANCED SPINNING PERFORMANCE AND RELIABILITY

- 7 Bearings
- Instant Anti-Reverse Bearing
- Lightweight Advance Polymeric Body and Rotor
- Aluminum Handle
- Spare Spool
- Everlast™ Bail System for Durability
- Stealth Oscillation™



MODEL #	SAP #	SPARE SPOOL MONO CAPACITY	FIRELINE® CAPACITY	MAX DRAG	GEAR RATIO	INCHES PER TURN	WEIGHT	BEARINGS	HAND RETRIEVE
SORÖN SX10	1156950 Box	6lb/110yd	6 lb/125 yd	12 lb	5.1:1	24	7.8 oz	7	Left/Right
SORÖN SX20	1156951 Box	8lb/130yd	8 lb/125 yd	14 lb	5.1:1	27	9.5 oz	7	Left/Right
SORÖN SX40	1156952 Box	10lb/210yd	10 lb/125 yd	22 lb	5.1:1	29	10.6 oz	7	Left/Right

MODEL #	SAP #	MONO CAPACITY	FIRELINE® CAPACITY	MAX DRAG	GEAR RATIO	INCHES PER TURN	WEIGHT	BEARINGS	HAND RETRIEVE
C400Ui	1156937 Box	4 lb/100 yd	4 lb/160 yd	6 lb	5.1:1	22.0	6.3 oz	8	Left/Right
C401i	1156939 Box	6 lb/110 yd	6 lb/150 yd	8 lb	5.1:1	22.0	7.5 oz	8	Left/Right
C402i	1156941 Box	6 lb/175 yd	8 lb/180 yd	19 lb	5.1:1	25.5	8.9 oz	8	Left/Right
C404i	1156943 Box	10 lb/210 yd	14 lb/210 yd	14 lb	5.1:1	29.0	9.9 oz	8	Left/Right

CARDINAL 300i

SMOOTH, HASSLE-FREE SPINNING IN STYLE

- 5 Bearings
- Instant Anti-Reverse Bearing
- Lightweight Graphite Body and Rotor
- Aluminum Handle
- Everlast™ Bail System for Durability
- Stealth Oscillation™



MODEL #	SAP #	MONO CAPACITY	FIRELINE® CAPACITY	MAX DRAG	GEAR RATIO	INCHES PER TURN	WEIGHT	BEARINGS	HAND RETRIEVE
C300Ui	1156930 Box / 1156931 Clam	4 lb/100 yd	4 lb/160 yd	6 lb	5.1:1	22.0	6.3 oz	6	Left/Right
C301i	1156932 Box / 1156933 Clam	6 lb/110 yd	6 lb/150 yd	8 lb	5.1:1	22.0	7.5 oz	6	Left/Right
C302i	1156934 Box / 1156935 Clam	6 lb/175 yd	8 lb/180 yd	19 lb	5.1:1	25.5	9.5 oz	6	Left/Right
C304i	1156936 Box / 1202258 Clam	10 lb/210 yd	14 lb/210 yd	14lb	5.1:1	29.0	10.8 oz	6	Left/Right

CARDINAL 100i

OUTSTANDING VERSATILITY, DEPENDABILITY AND VALUE

- 4 Bearings
- Instant Anti-Reverse Bearing
- Lightweight Graphite Body and Rotor
- Everlast™ Bail System for Durability
- Stealth Oscillation™



MODEL #	SAP #	MONO CAPACITY	FIRELINE® CAPACITY	MAX DRAG	GEAR RATIO	INCHES PER TURN	WEIGHT	BEARINGS	HAND RETRIEVE
C100Ui	1156908 Box / 1156919 Clam	4 lb/100 yd	4 lb/160 yd	6 lb	5.1:1	22.0	6.3 oz	5	Left/Right
C101i	1156920 Box / 1156921 Clam	6 lb/110 yd	6 lb/150 yd	8 lb	5.1:1	22.0	7.5 oz	5	Left/Right
C102i	1156922 Box / 1156923 Clam	6 lb/175 yd	8 lb/180 yd	19 lb	5.1:1	25.5	9.6 oz	5	Left/Right
C104i	1156924 Box / 1156925 Clam	10 lb/210 yd	14 lb/210 yd	14 lb	5.1:1	29.0	10.5 oz	5	Left/Right
C106i	1156926 Box / 1156927 Clam	12 lb/250 yd	20 lb/200 yd	20 lb	5.1:1	30.0	14.3 oz	5	Left/Right

ABUMATIC 1276SLi

ENGINEERED FOR SUPERLINES IN AN ALL WATER PROTECTED PACKAGE

- 4 Bearing Duragear™ Drive
- Instant Anti-Reverse
- Ultra-Smooth Spool Drag System
- Titanium Nitride Front Cone, Rotor, and Line Guide
- Dual Rotating Swing-Arm Titanium Nitride Pick-up Pin
- Fresh and Saltwater Ready



MODEL #	SAP #	CAPACITY	MAX DRAG	GEAR RATIO	INCHES PER TURN	WEIGHT	BEARINGS	HAND RETRIEVE
1276SLi	1139311 Box	14 lb/100 yd	10 lb	3.6:1	22	10.2 oz	5	Left/Right

ABUMATIC CLASSIC 170i

CLASSIC DEPENDABILITY WITH MODERN PERFORMANCE

- 3 Bearing Duragear™ Drive
- Instant Anti-Reverse
- Ultra-Smooth Carbon Matrix™ SYNCRO Drag System
- Aluminum Diecast and Machined Body and Front Cone
- Dual Rotating Swing-Arm Pick-Up Pins
- Oscillating Far-cast Spool with No-twist Line System
- Easy One-Touch Casting
- Fresh and Saltwater Ready



MODEL #	SAP #	CAPACITY	MAX DRAG	GEAR RATIO	INCHES PER TURN	WEIGHT	BEARINGS	HAND RETRIEVE
170i	1139309 Box	12 lb/140 yd	10 lb	3.9:1	25	11.8 oz	4	Right

ABUMATIC 576i, 476i, 276i

THIS PERFORMANCE-BASED SPINCAST WAS BUILT WITH DURABILITY AND LONG LIFE IN MIND

- Duragear™ Drive
- Instant Anti-Reverse
- Ultra-Smooth Spool Drag System
- Titanium Nitride Line Guide
- Dual Rotating Swing-Arm Pick-Up Pins



MODEL #	SAP #	CAPACITY	MAX DRAG	GEAR RATIO	INCHES PER TURN	WEIGHT	BEARINGS	HAND RETRIEVE
576i	1139305 Box / 1139306 Clam	8 lb/110 yd	8 lb	3.6:1	19	9.4 oz	4	Left/Right
476i	1139303 Box / 1139304 Clam	12 lb/100 yd	10 lb	3.6:1	22	10.1 oz	2	Left/Right
276i	1139301 Box / 1139302 Clam	8 lb/110 yd	8 lb	3.6:1	19	9.2 oz	2	Left/Right

ABUMATIC UNDERSPIN

PERFORMANCE-BASED UNDERSPIN CASTING SYSTEM

- Dual Bearing Duragear™ Drive
- Instant Anti-Reverse
- Ultra-Smooth Spool Drag System
- Titanium Nitride Line Guide
- Dual Rotating Swing-Arm Pick-Up Pins



MODEL #	SAP #	CAPACITY	MAX DRAG	GEAR RATIO	INCHES PER TURN	WEIGHT	BEARINGS	HAND RETRIEVE
276Ui	1139307 Box / 1139308 Clam	8 lb/110 yd	8 lb	3.6:1	19	10.1 oz	2	Left/Right

NEW



VERDICT



EXTENDING HANDLE. Ask ten anglers what the right handle length is and you'll get ten different answers. Fish a multitude of lures or light-weight reels on one rod and you'll have balance nightmares. Fish with a new Verdict rod from Abu and solve all those problems and more.

The Extending Handle System™ allows you to set your handle to a desired length when using the newest lightweight reel designs. This allows you to create a perfect balance of handle length and feel while fishing with heavy or lightweight lures.

THE ABU ADVANTAGE:

- Extending Handle System Allows for Balance and Ergonomic Enhancement
- 36 Ton Graphite Construction for a Lightweight and Balanced Design
- One Piece Double Anodized Aluminum Screw Down Creates a Secure Connection
- High Density EVA Handles are more Durable and Comfortable
- Titanium Alloy Guides with SiC Inserts Create a Lightweight, Balanced Blank Design
- Texas-Rigged Hook Keeper for all Bait Applications



	MODEL # - PR	SAP #	LENGTH	ACTION	LURE POWER	LINE (Wt/Oz)	(Test/Lb)	HANDLES
SPINNING	NEW! VCS66-5	1205841	6'6"	XF	M	1/8-1/2	6-12	A
	NEW! VCS69-4	1205842	6'9"	F	ML	1/8-1/2	6-10	A
	NEW! VCS70-5	1205843	7'0"	F	M	3/16-5/8	6-12	B
	NEW! VCS70-6	1205844	7'0"	XF	MH	1/4-3/4	8-14	B
CASTING	NEW! VCC66-5	1205833	6'6"	F	M	1/4-5/8	8-17	C
	NEW! VCC66-6	1205834	6'6"	XF	MH	1/4-1	12-20	C
	NEW! VCC70-5	1205835	7'0"	F	M	1/4-5/8	8-17	C
	NEW! VCC70-6	1205836	7'0"	F	MH	1/4-1	12-20	C
	NEW! VCC70-7	1205837	7'0"	XF	H	3/8-1 1/2	12-25	C
	NEW! VCC73-6	1205838	7'3"	F	MH	1/4-1	12-20	D
	NEW! VCC76-6	1205839	7'6"	F	MH	3/8-1 1/4	12-25	D
	NEW! VCC76-7	1205840	7'6"	XF	H	3/8-1 1/2	14-30	D

NEW



VERITAS




NANO TECHNOLOGY. Lightweight is all the rage in rod design, yet many designers ignore the most important factors of balance and strength. The Veritas series of rods provide extreme lightweight design and focus solely on the balance and compression strength anglers must have.

The new Nano Technology manipulates graphite on an atomic level for improved compression strength. Now you can count on your rod to stand up to nicks and dings that make other rods snap under pressure.

THE ABU ADVANTAGE

- 30 Ton Graphite Construction with Nanotechnology for Decreased Weight and Increased Compression Strength
- One Piece Double Anodized Aluminum Screw Down Creates a Secure Connection
- High Density EVA Handles are more Durable and Comfortable
- Abu Designed Extreme Exposure Reel Seats Provide Increased Blank Contact and Sensitivity
- Titanium Alloy Guides with SiC Inserts Create a Lightweight, Balanced Blank Design
- Texas-Rigged Hook Keeper for all Bait Applications



	MODEL # - PR	SAP #	LENGTH	ACTION	LURE POWER	LINE (Wt/Oz)	(Test/Lb)	HANDLES
SPINNING	NEW! VRS66-5	1205853	6'6"	XF	M	1/8-1/2	6-12	A
	NEW! VRS66-6	1205854	6'6"	F	MH	1/4-3/4	8-14	A
	NEW! VRS69-4	1205855	6'9"	MF	ML	1/8-1/2	6-10	B
	NEW! VRS70-5	1205856	7'0"	F	M	3/16-5/8	6-12	B
	NEW! VRS70-6	1205857	7'0"	F	MH	1/4-3/4	8-14	B
CASTING	NEW! VRC66-5	1205845	6'6"	F	M	1/4-5/8	8-17	C
	NEW! VRC66-6	1205846	6'6"	F	MH	1/4-1	12-20	C
	NEW! VRC69-6	1205847	6'9"	XF	MH	1/4-1	12-20	D
	NEW! VRC70-5	1205848	7'0"	MF	M	1/4-5/8	8-17	D
	NEW! VRC70-6	1205849	7'0"	F	MH	1/4-1	12-20	D
	NEW! VRC70-7	1205850	7'0"	XF	H	3/8-1 1/2	12-25	D
	NEW! VRC73-6	1205851	7'3"	F	MH	1/4-1	12-20	D
NEW! VRC76-6	1205852	7'6"	F	MH	3/8-1 1/4	12-25	E	



VENDETTA



FACTORY TUNED. Factory balancing a rod is no top-secret science; it's simply an extra step most manufactures choose to ignore. The Venetta series of rods are precisely balanced to meet the weight and specifications of the Revo* and Soron* reels from Abu Garcia.

A counterbalance system in the handle creates the perfect harmony between rod and reel, allowing for greater sensitivity and control without the undue fatigue caused by an unbalanced blank.

THE ABU ADVANTAGE:

- 30 ton graphite construction for a lightweight and balanced design
- One piece double anodized aluminum screw down creates a secure connection
- High density EVA handles are more durable and comfortable
- Fuji ACS and VSS soft-touch reel seats for increased comfort
- Pac Bay guides with SiC inserts increase casting and durability
- Texas-rigged hook keeper for all bait applications



	MODEL # - PR	SAP #	LENGTH	ACTION	LURE POWER	LINE (Wt/Oz)	(Test/Lb)	HANDLES
SPINNING	VTS63-5	1187717	6'3"	M	Fast	1/8-1/2	6-12	A
	VTS66-5	1187719	6'6"	M	MF	1/8-1/2	6-12	B
	VTS66-6	1187720	6'6"	MH	Fast	1/4-3/4	8-14	B
	VTS69-4	1187718	6'9"	ML	XF	1/8-1/2	6-10	B
	VTS70-5	1187721	7'0"	M	Fast	3/16-5/8	6-12	C
	VTS70-6	1187722	7'0"	MH	Fast	1/4-3/4	8-14	C
CASTING	VTS74-5	1187723	7'4"	M	Fast	3/16-5/8	8-14	C
	VTC63-5	1187724	6'3"	M	Fast	1/4-5/8	8-17	D
	VTC66-5	1187725	6'6"	M	Fast	1/4-5/8	8-17	E
	VTC66-6	1187726	6'6"	MH	XF	1/4-1	12-20	E
	VTC69-6	1187727	6'9"	MH	Fast	1/4-1	12-20	F
	VTC70-5	1187728	7'0"	M	MF	1/4-5/8	8-17	F
	VTC70-6	1187729	7'0"	MH	Fast	1/4-1	12-20	F
	VTC73-6	1187730	7'3"	MH	XF	1/4-1	12-20	F
	VTC73-7	1187731	7'3"	H	M	3/8-1 1/2	14-30	F
	VTC76-6	1187732	7'6"	MH	Fast	3/8-1 1/4	12-25	G
	VTC76-7	1187733	7'6"	H	Fast	3/4-1 1/2	14-30	G



VENGEANCE



SYMMETRY. Satisfying the elements of a rod design can be complex, balancing the perfect weight to action, matching the appropriate components to a technique, every detail accounted for to create the optimal performance.

The Vengeance is a balance of function and design, ergonomically appealing and performance enhancing. Combining high-modulus graphite with the latest components and technologies, the Vengeance gives you the best value and performance at an economical price.

THE ABU ADVANTAGE:

- 24 Ton Graphite Construction for a Lightweight and Balanced Design
- High Density EVA Handles are more Durable and Comfortable
- Soft-Touch Sea Guide Reel Seats for Increased Comfort
- Zirconium Coated Guides are Perfect for Braided Line Usage
- Texas-Rigged Hook Keeper for all Bait Applications



	MODEL # - PR	SAP #	LENGTH	LURE ACTION	LURE POWER	(Wt/Oz)	(Test/Lb)	HANDLES
SPINNING	VGS60-3	1187735	6'0"	L	MF	1/16-5/16	2-10	A
	VGS60-5	1187736	6'0"	M	Fast	1/8-1/2	6-12	A
	VGS60-6	1187737	6'0"	MH	Fast	1/4-3/4	8-14	A
	VGS63-5	1187738	6'3"	M	Fast	1/8-1/2	6-12	A
	VGS66-4	1187749	6'6"	ML	MF	1/8-1/2	6-10	B
	VGS66-5	1187750	6'6"	M	MF	1/8-1/2	6-12	B
	VGS66-6	1187751	6'6"	MH	Fast	1/4-3/4	8-14	B
	VGS69-5	1187752	6'9"	M	Fast	3/16-5/8	6-12	B
	VGS70-4	1187753	7'0"	ML	Fast	1/8-1/2	6-10	C
	VGS70-5	1187754	7'0"	M	Fast	3/16-5/8	6-12	C
CASTING	VGS70-6	1187755	7'0"	MH	Fast	1/4-3/4	8-14	C
	VGS74-5	1187756	7'4"	M	MF	3/16-5/8	8-14	C
	VGC63-5	1187757	6'3"	M	MF	1/4-5/8	8-17	D
	VGC66-5	1187758	6'6"	M	MF	1/4-5/8	8-17	E
	VGC66-6	1187759	6'6"	MH	Fast	1/4-1	12-20	E
	VGC66-7	1187760	6'6"	H	Extra Fast	3/8-1 1/2	12-25	E
	VGC610-6	1187761	6'10"	MH	Fast	1/4-1	12-20	E
	VGC70-5	1187762	7'0"	M	MF	1/4-5/8	8-17	F
	VGC70-6	1187769	7'0"	MH	Fast	1/4-1	12-20	F
	VGC70-7	1187770	7'0"	H	Fast	3/8-1 1/2	12-25	F
	VGC76-6	1187771	7'6"	MH	Extra Fast	3/8-1 1/4	12-25	F
	VGC76-7	1187772	7'6"	H	Fast	3/8-1 1/2	14-30	F

AMBASSADEUR 7000i

AS BIG ON PERFORMANCE AS THEY ARE ON DURABILITY

- Six Washer Drag System Reel with Precision Brass Gears
- Corrosion Resistant Instant Anti-Reverse Reel with a Manual Clutch
- E-Glass Rod Blank with EVA Handle and Aluminum Oxide Guides
- 8' Medium-Heavy Rod has Corkalon™ Handle and Stainless Steel Guides



MODEL #	SAP #	ACTIONS	LENGTH	PIECES	REEL	CAPACITY	MAX DRAG	GEAR RATIO	INCHES PER TURN	BEARINGS
7000i/661MH	1123094	MH	6'6"	1	7000i	17 lb/325 yd	17 lb	4.1:1	22	1
7000i/701MH	1123095	MH	7'0"	1	7000i	17 lb/325 yd	17 lb	4.1:1	22	1
7000i/802MH	1123096	MH	8'0"	2	7000i	17 lb/325 yd	17 lb	4.1:1	22	1

BCX

ABU GARCIA PERFORMANCE AND DURABILITY AT AN AFFORDABLE PRICE

- 4 Stainless Steel Bearings for Smooth Performance
- Corrosion Resistant Instant Anti-Reverse
- Anti-Distortion Spool for Superior Performance



MODEL #	SAP #	ACTIONS	LENGTH	PIECES	REEL	CAPACITY	MAX DRAG	GEAR RATIO	INCHES PER TURN	BEARINGS
5600BCX/661MH	1123092	MH	6'6"	1	5	14 lb/180 yd	12.5 lb	5.3:1	25.5	4
6600BCX/701MH	1123093	MH	7'0"	1	6	14 lb/245 yd	12.5 lb	5.3:1	25.5	4

ORRA SX

THE PERFECT COMBINATION OF PERFORMANCE AND RELIABILITY

- Factory Balanced to Orra SX Reel
- 24 Ton Graphite Construction for Decreased Weight and Increased Sensitivity
- High Density EVA Handles are More Durable and Comfortable
- Texas-Rigged Hook Keeper for all Bait Applications
- 7 Stainless Steel Ball Bearings + 1 Roller Bearing
- Power Disk Drag System for Smooth Drag Performance
- Pitch Centrifugal Brake System for Ultimate Cast Control
- Duragear™ Brass Gears for Extended Gear Life
- One Piece Aluminum Frame for Perfect Gear Alignment
- Anti-Distortion Spool Design to Handle Heavy Loads



MODEL #	SAP #	ACTIONS	LENGTH	PIECES	REEL	CAPACITY	MAX DRAG	GEAR RATIO	INCHES PER TURN	BEARINGS
NEW! ORRASX/661M	1204774	M	6'6"	1	1	12 lb/145 yd	15 lb	6.4:1	27.5	8
NEW! ORRASX/701MH	1204775	MH	7'0"	1	1	12 lb/145 yd	15 lb	6.4:1	27.5	8

SILVER MAX

PERFORMANCE AND TOUGHNESS AT A VALUE

- 5 Ball Bearings with Instant Anti-Reverse
- Power Disk Drag System
- Duragear™ Brass Gears
- MagTrax™ Brake System



MODEL #	SAP #	ACTIONS	LENGTH	PIECES	REEL	CAPACITY	MAX DRAG	GEAR RATIO	INCHES PER TURN	BEARINGS
SMAX/661MH	1130783	MH	6'6"	1	1	12 lb/ 160 yd	15 lb	6.2:1	28.3	6

BLACK MAX

PERFORMANCE AND TOUGHNESS AT A VALUE

- 4 Ball Bearings with Instant Anti-Reverse
- Power Disk Drag System
- Duragear™ Brass Gears
- MagTrax™ Brake System



MODEL #	SAP #	ACTIONS	LENGTH	PIECES	REEL	CAPACITY	MAX DRAG	GEAR RATIO	INCHES PER TURN	BEARINGS
BMAX/661MH	1130782	MH	6'6"	1	1	12 lb/160 yd	15 lb	6.2:1	28.3	5

ROD AND REEL COMBOS

ambassadeur.

ambassadeur. ROD AND REEL COMBOS

NEW

CARDINAL 400i

AS BIG ON PERFORMANCE AS THEY ARE ON DURABILITY

- Factory Balanced to Cardinal 400i Reel
- 24 Ton Graphite Construction for Decreased Weight and Increased Sensitivity
- High Density EVA Handles are More Durable and Comfortable
- Texas-Rigged Hook Keeper for all Bait Applications
- 7 Ball Bearings + 1 Instant Anti-Reverse Bearing



MODEL #	SAP #	ACTIONS	LENGTH	PIECES	REEL	CAPACITY	MAX DRAG	GEAR RATIO	INCHES PER TURN	BEARINGS
NEW! C400Ui/562UL	1202912	UL	5'6"	2	UL	4 lb/100 yd	6 lb	5.1:1	22	8
NEW! C401i/601M	1202913	M	6'0"	1	1	6 lb/110 yd	17 lb	5.1:1	22	8
NEW! C402i/661M	1202914	M	6'6"	1	2	6 lb/175 yd	19 lb	5.1:1	25.5	8
NEW! C404i/701M	1202915	M	7'0"	1	4	10 lb/210 yd	14 lb	5.1:1	29	8

CARDINAL 300i

SMOOTH, HASSLE-FREE SPINNING IN STYLE

- 7 Ball Bearings with Instant Anti-Reverse
- Premium Graphite Rod with Cork Handle



MODEL #	SAP #	ACTIONS	LENGTH	PIECES	REEL	CAPACITY	MAX DRAG	GEAR RATIO	INCHES PER TURN	BEARINGS
C300Ui/562UL	1160688	UL	5'6"	2	UL	4 lb/100 yd	6 lb	5.1:1	22	8
C301i/601M	1160689	M	6'0"	1	1	6 lb/110 yd	17 lb	5.1:1	22	8
C302i/662M	1160690	M	6'6"	2	2	6 lb/175 yd	19 lb	5.1:1	25.5	8

CARDINAL 100i

OUTSTANDING VERSATILITY, DEPENDABILITY AND VALUE

- 5 Ball Bearing with Instant Anti-Reverse
- Aluminum Spool
- IM6 Graphite Rod



MODEL #	SAP #	ACTIONS	LENGTH	PIECES	REEL	CAPACITY	MAX DRAG	GEAR RATIO	INCHES PER TURN	BEARINGS
C100Ui/562UL	1160662	UL	5'6"	2	UL	4 lb/100 yd	6 lb	5.1:1	22	6
C101i/601M	1160663	M	6'0"	1	1	6 lb/110 yd	17 lb	5.1:1	22	6
C102i/661M	1160664	M	6'6"	1	2	6 lb/175 yd	19 lb	5.1:1	25.5	6
C102i/662M	1160686	M	6'6"	2	2	6 lb/175 yd	19 lb	5.1:1	25.5	6

CARDINAL BRUISER

BRUISER TOUGH FOR BIG FISHING APPLICATIONS

- Durable Saltwater Size Reel with 4 Bearing Drive
- Saltwater Tough Rod with EVA Handle
- Prespooled with Berkley® Trilene®



MODEL #	SAP #	ACTIONS	LENGTH	PIECES	REEL	CAPACITY	MAX DRAG	GEAR RATIO	INCHES PER TURN	BEARINGS
BRSB72/5	1130205	MH	7'0"	2	2	20 lb/170 yd	20Lb/270Yd	4.2:1	34	4
BRS82/5	1130206	MH	8'0"	2	2	20 lb/170 yd	20Lb/270Yd	4.2:1	34	4
BRSB92/5	1130207	MH	9'0"	2	2	20 lb/170 yd	20Lb/270Yd	4.2:1	34	4

ABUMATIC

THIS PERFORMANCE-BASED SPINCAST COMBO WAS BUILT WITH DURABILITY AND LONG LIFE IN MIND

- Ultra-Smooth Spool Drag System
- Duragear™ Drive with Instant Anti-Reverse
- Dual Rotating Swing-Arm Pick-Up Pins
- Graphite Composite Rod for Increased Strength and Durability



MODEL #	SAP #	ACTIONS	LENGTH	PIECES	REEL	CAPACITY	MAX DRAG	GEAR RATIO	INCHES PER TURN	BEARINGS
276i/602ML	1139957	ML	6'0"	2	276i	8Lb/110Yd	8 lb	3.6:1	19	2

POWER HANDLE



MODEL #	SAP #	DESCRIPTION
PHA-B	1091026	Black Baitcast Handle
PHA-S	1091025	Silver Baitcast Handle

REEL LUBE



MODEL #	SAP #	DESCRIPTION
65005	1016493	Reel Lube
65020	1016494	Reel Oil

ROD AND REEL COMBOS

Cardinal

ABUMATIC
ROD AND REEL COMBOS



Abu Garcia

 **Abu Garcia**
FOR LIFE™

www.abugarcia.com
Pure Fishing, a subsidiary of
Jarden Corporation (NYSE: JAH)